



INSTALLATION INSTRUCTIONS

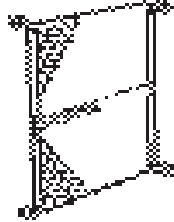
Accessory
CARGONET
P/N 08L96-TK4-200A

Application
2011 TL

Publications No.
BII 44588
Issue Date
AUG 2010

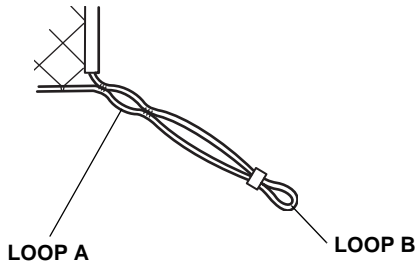
PARTS LIST

Cargo Net

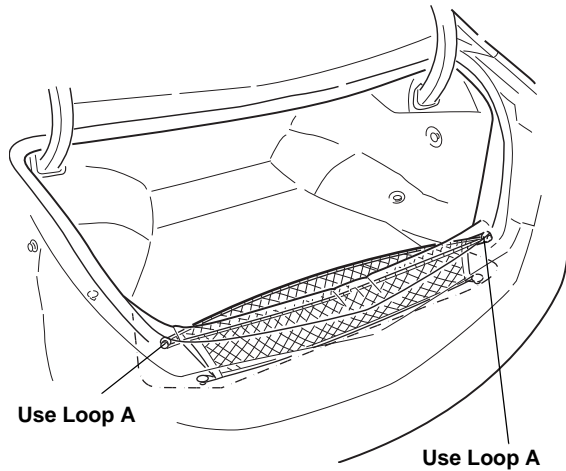


INSTALLATION

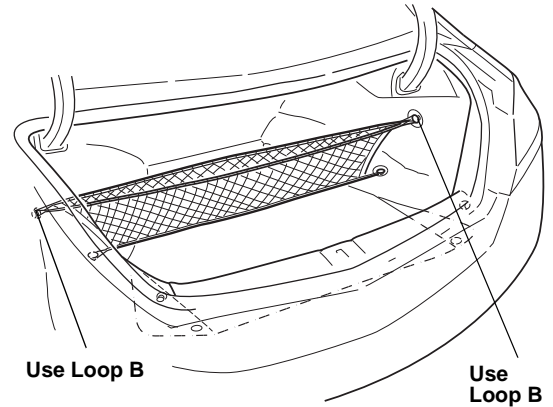
The cargo net can be installed in three positions. Identify the two loops before installing.



Rear Vertical Position:



Forward Vertical Position:



Horizontal Position:

